

## **“FDM2” SERVER ACCOUNT File/Web Home Directory**

Server Name: fdm2.ucsc.edu  
Login: “CruzID”  
Password: “CruzID + Last 4 digits of your UCSC Student ID #”  
Web Site: [http://fdm2.ucsc.edu/~"CruzID"/](http://fdm2.ucsc.edu/~)

***NOTE: If you had an “fdm2” server account last quarter, then your password will be the same as it was at the end of the quarter.***

### **Connecting via a PC**

If you do not have a “Secure FTP” software installed on your personally owned computer, visit the following web site:

<http://filezilla-project.org/download.php?type=client>

Click on the link “FileZilla\_3.3.5.1\_win32-setup.exe (recommended)” to download the application “FileZilla” if you are running Windows XP or Vista.

Once downloaded, install the application.

After installation is complete, click on “Atart->All Programs->FileZilla FTP Client->FileZilla”.

A new connection window will open.

In the “Host:” field, type in “fdm2.ucsc.edu”.

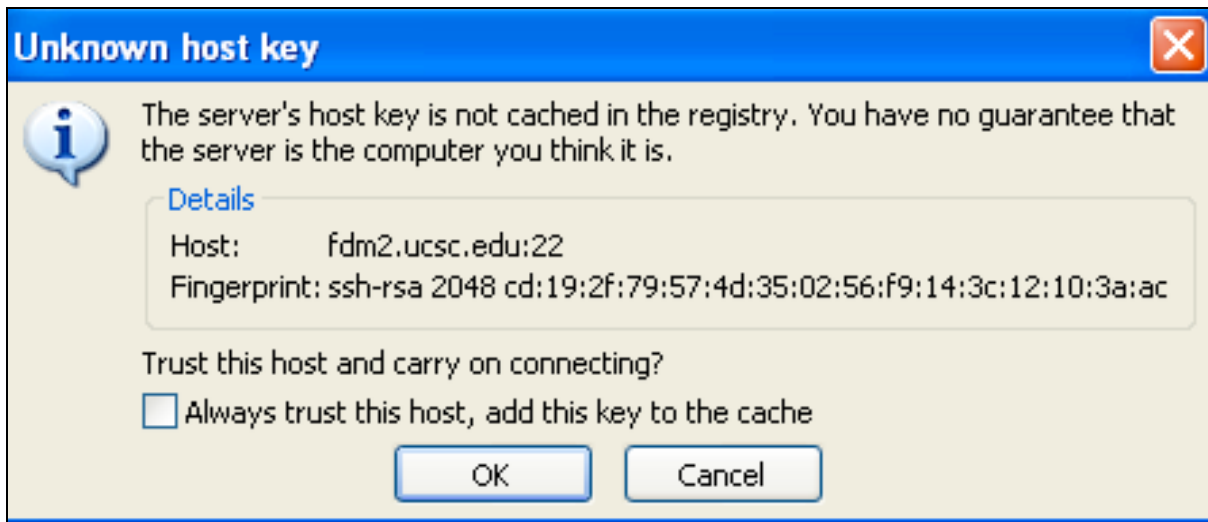
In the “Username:” field, type in your “CruzID” (All lowercase).

In the “Password:” field, type in your “CruzID + the last 4 digits of your UCSC ID #” (All lowercase, no spaces).

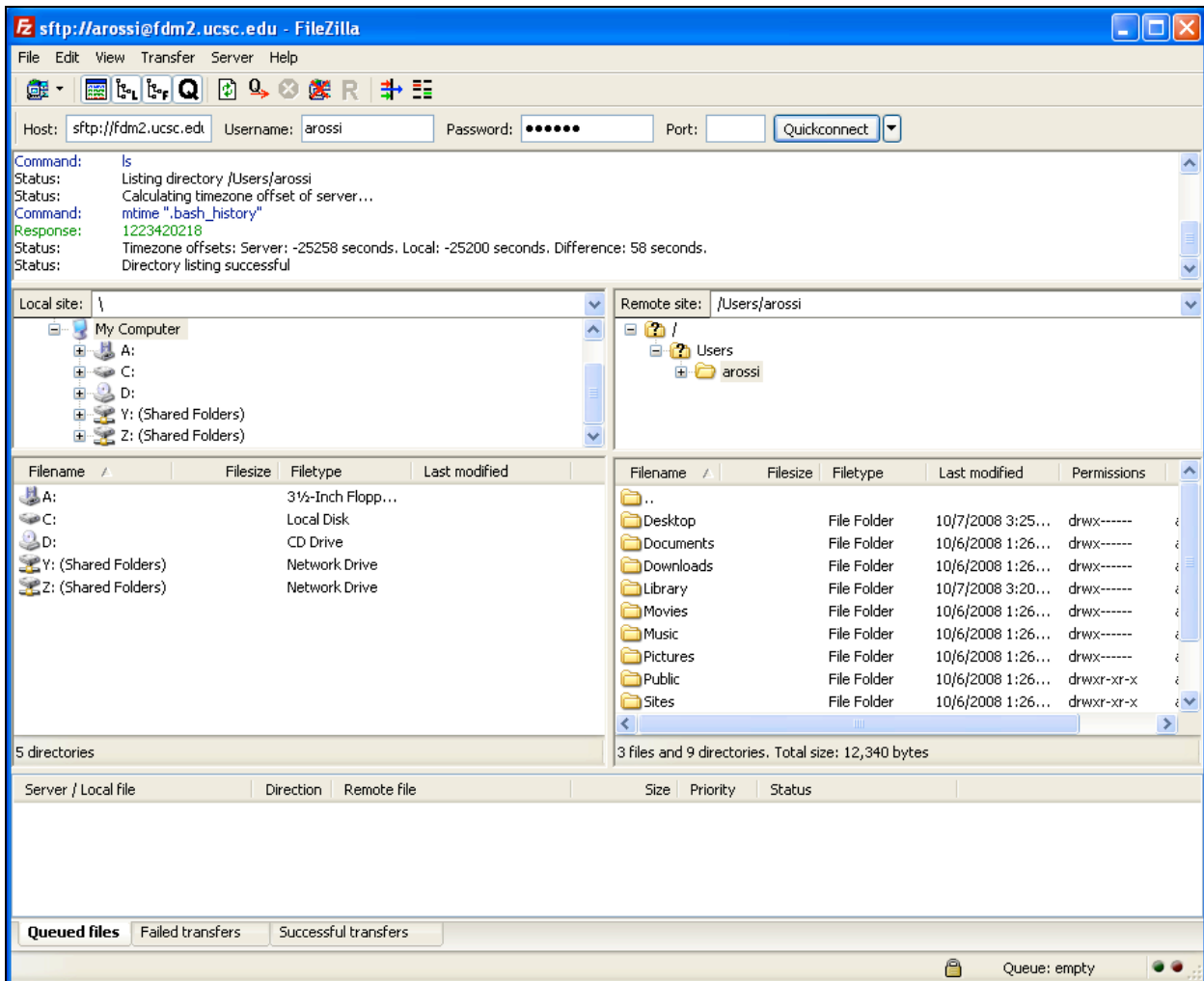
In the “Port:” field, type in “22”.

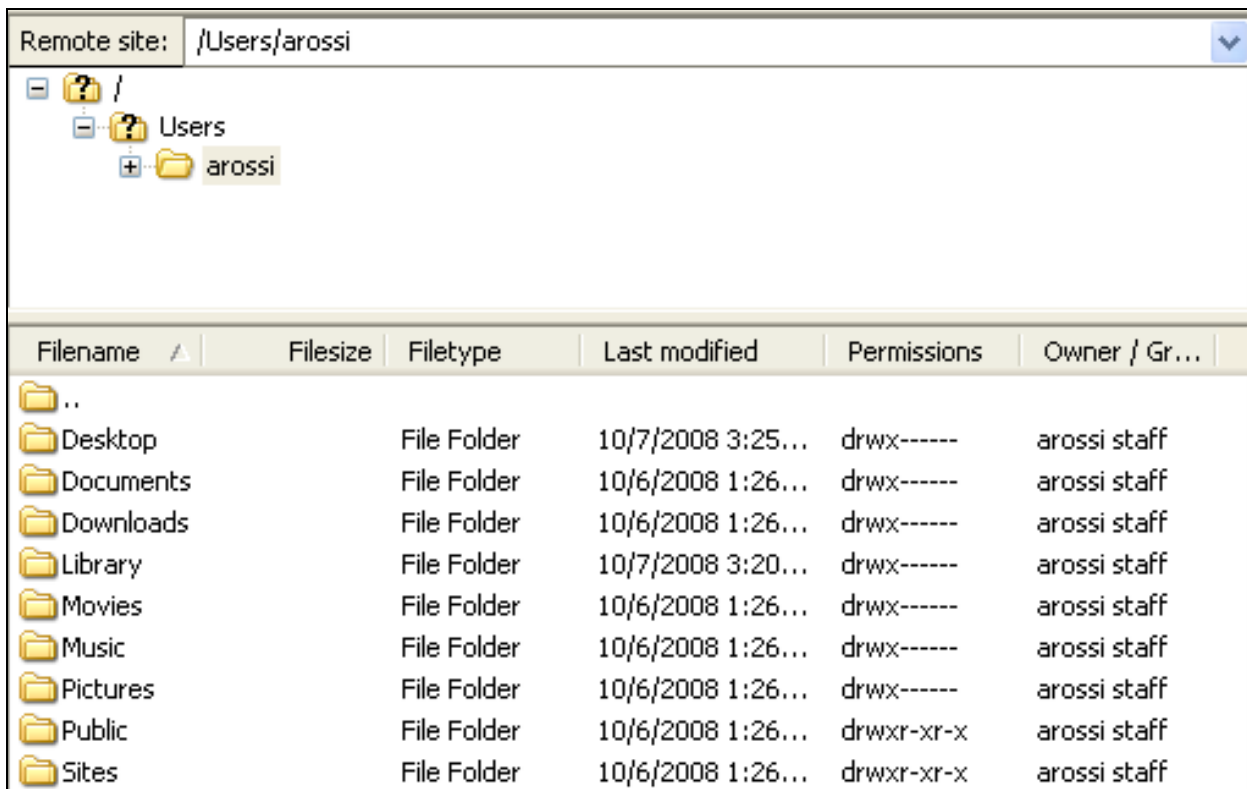
Click on the “Quickconnect” button.

Click on the “OK” button if you see a “Unknown host key” window pop up.



You should now see your Windows file system on the left and server file system on the right. You can now drag files from left to right.





The screenshot shows a remote file explorer window with the address bar set to "/Users/arossi". The left pane shows a tree view with "Users" expanded to show the "arossi" folder. The right pane displays a table of files and folders.

Filename	Filesize	Filetype	Last modified	Permissions	Owner / Gr...
..					
Desktop		File Folder	10/7/2008 3:25...	drwx-----	arossi staff
Documents		File Folder	10/6/2008 1:26...	drwx-----	arossi staff
Downloads		File Folder	10/6/2008 1:26...	drwx-----	arossi staff
Library		File Folder	10/7/2008 3:20...	drwx-----	arossi staff
Movies		File Folder	10/6/2008 1:26...	drwx-----	arossi staff
Music		File Folder	10/6/2008 1:26...	drwx-----	arossi staff
Pictures		File Folder	10/6/2008 1:26...	drwx-----	arossi staff
Public		File Folder	10/6/2008 1:26...	drwxr-xr-x	arossi staff
Sites		File Folder	10/6/2008 1:26...	drwxr-xr-x	arossi staff

Your instructor will provide you further instructions how and where to store your coursework on the server.

***Disclaimer: All students are responsible for backing up their own data. Data stored on the server is NOT backed up.***

***When working on computers in labs or open access spaces, please remember to drag your volume to the "Trash" to disconnect, so that others will not have access to your account.***

***You will not be able to connect to the server when using the CruzNet wireless connection on campus.***

***This account will be deactivated 1 week after the quarter ends.***

**Need additional assistance? Contact [fdmoperations@ucsc.edu](mailto:fdmoperations@ucsc.edu)**